






-  **3mm Bleed area**  
This will be trimmed off during the finishing process.
-  **10mm Safe Zone**  
Place all text, images (unless you want them to bleed), or important graphics within this area to avoid them being trimmed off during the finishing process.
-  **Trim Line**  
This is the finished size of the page.
-  **Spine**  
This is the edge of the book, to determine the width this needs to be, use our Spine Calculator located at: [undercoverprint.com/spine-calculator/](http://undercoverprint.com/spine-calculator/)
-  **Inside Spine**  
This is where the pages are bound onto the cover. Anything printed here will not be visible, and should be left blank.

# BACK COVER



**Tel:** 0116 366 5722  
**Web:** [undercoverprint.com](http://undercoverprint.com)  
**Email:** [support@undercoverprint.com](mailto:support@undercoverprint.com)

**SPINE - WIDTH WILL CHANGE DEPENDING ON PAGE QUANTITY/THICKNESS**

# FRONT COVER



**Tel:** 0116 366 5722  
**Web:** [undercoverprint.com](http://undercoverprint.com)  
**Email:** [support@undercoverprint.com](mailto:support@undercoverprint.com)

# INSIDE FRONT COVER



**Tel:** 0116 366 5722  
**Web:** [undercoverprint.com](http://undercoverprint.com)  
**Email:** [support@undercoverprint.com](mailto:support@undercoverprint.com)

INSIDE SPINE - BINDING AREA - ANY GRAPHICS HERE WILL NOT BE VISIBLE

# INSIDE BACK COVER



**Tel:** 0116 366 5722  
**Web:** [undercoverprint.com](http://undercoverprint.com)  
**Email:** [support@undercoverprint.com](mailto:support@undercoverprint.com)