




SPINE – WIDTH WILL CHANGE DEPENDING ON PAGE QUANTITY/THICKNESS

 **3mm Bleed area**
This will be trimmed off during the finishing process.

 **10mm Safe Zone**
Place all text, images (unless you want them to bleed), or important graphics within this area to avoid them being trimmed off during the finishing process.

 **Trim Line**
This is the finished size of the page.

 **Spine**
This is the edge of the book, to determine the width this needs to be, use our Spine Calculator located at: www.flexpress.co.uk/spine-calculator/

 **Inside Spine**
This is where the pages are bound onto the cover. Anything printed here will not be visible, and should be left blank.

BACK COVER

FRONT COVER

INSIDE FRONT COVER

INSIDE SPINE - BINDING AREA - ANY GRAPHICS HERE WILL NOT BE VISIBLE

INSIDE BACK COVER